

#15,902

**Brittni Turner**  
**Hunt County Treasurer**

**FY 19: Monthly Report, September 2019**

FILED FOR RECORD  
at 11:37 o'clock 9 M

DEC 10 2019


JENNIFER LINDENZWEIG  
County Clerk, Hunt County, TX  
By Jennifer Lindenzweig

The Treasurers' Monthly Report includes money received and disbursed as well as funds invested and debt due by Hunt County. The Treasurer's Books and the Auditor's General Ledger agree. The Bank Statements have been reconciled and approved by the County Auditor.


This affidavit must state the amount of cash and other assets that are in the custody of the county treasurer at the time of the examination. (LGC 114.026) **Month End Balance: \$34,237,957.63**


Therefore, Brittni Turner, County Treasurer of Hunt County, Texas, who being fully sworn, upon oath says that the within and foregoing report is true and correct to the best of her knowledge.


This report will be filed with accompanying reports this 10<sup>th</sup> day of December, 2019.


  
Brittni Turner, Hunt County Treasurer

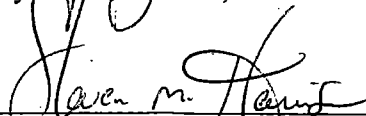
Commissioners' Court having compared and examined the Treasurer's Report as presented and subject to independent auditor's review, certify the report to be correct and therefore request it be filed with the official minutes of this meeting. LGC 114.026(c)

  
Bobby Stovall, Hunt County Judge

  
Eric Evans, Comm., Pct #1

  
Randy Strait, Comm., Pct #2

  
Phillip Martin, Comm., Pct #3

  
Steven Harrison, Comm., Pct #4

**Hunt County Treasurer  
Monthly Report  
September 2019**

Hunt County Funds	Beginning Balance	Money Received	Money Disbursed	Transfer In/Out Investment	Month End Balance
<b>10-GENERAL</b>	3,997,114.06	1,661,659.53	-3,434,861.41	2,000,000.00	<b>4,223,912.18</b>
10-TexPool Investment	1,087,230.22	1,933.30	0.00	0.00	<b>1,089,163.52</b>
10-TexStar Investment	2,845,911.42	4,926.72	0.00	0.00	<b>2,850,838.14</b>
10-InWood Nat'l Bank CD	588,496.18	999.64	0.00	0.00	<b>589,495.82</b>
10-InWood Nat'l Bank CD-2	526,814.76	894.86	0.00	0.00	<b>527,709.62</b>
10-Logic G.O.	6,431,503.32	21,191.86	0.00	-2,000,000.00	<b>4,452,695.18</b>
<b>10-General Fund Totals:</b>	<b>18,760,893.27</b>	<b>1,698,265.05</b>	<b>-3,434,861.41</b>	<b>0.00</b>	<b>13,733,814.46</b>
<b>15-Exchange Bldg</b>	1,165,357.67	66,898.31	-44,007.68		<b>1,188,248.30</b>
<b>20-Law Library</b>	21,638.39	5,961.00	-8,177.48		<b>19,421.91</b>
<b>21-R&amp;B #1</b>	61,141.59	56,275.74	-404,251.49	400,000.00	<b>113,165.84</b>
21-R&B #1, TexPool Invest.	50,695.45	90.11	0.00	0.00	<b>50,785.56</b>
21-R&B #1, Logic	1,209,237.23	1,830.96	0.00	-400,000.00	<b>811,068.19</b>
<b>21-R&amp;B #1 Fund Totals:</b>	<b>1,321,074.27</b>	<b>58,196.81</b>	<b>-404,251.49</b>	<b>0.00</b>	<b>975,019.59</b>
<b>22-R&amp;B #2</b>	298,813.97	54,691.90	-126,309.53	0.00	<b>227,196.34</b>
22-R&B #2, TexPool Invest.	50,688.48	90.08	0.00	0.00	<b>50,778.56</b>
22-R&B #2, Logic	202,551.52	373.84	0.00	0.00	<b>202,925.36</b>
<b>22-R&amp;B #2 Fund Totals:</b>	<b>552,053.97</b>	<b>55,155.82</b>	<b>-126,309.53</b>	<b>0.00</b>	<b>480,900.26</b>
<b>23-R&amp;B #3</b>	64,242.73	55,061.50	-220,611.68	135,000.00	<b>33,692.55</b>
23-R&B #3, TexPool Invest	91,745.96	163.16	0.00	0.00	<b>91,909.12</b>
23-R&B #3, Logic	652,893.40	998.27	0.00	-135,000.00	<b>518,891.67</b>
<b>23-R&amp;B #3 Fund Totals:</b>	<b>808,882.09</b>	<b>56,222.93</b>	<b>-220,611.68</b>	<b>0.00</b>	<b>644,493.34</b>
<b>24-R&amp;B #4</b>	367,915.65	55,249.73	-207,193.11	0.00	<b>215,972.27</b>
24-R&B #4, TexPool Invest	52,287.65	93.00	0.00	0.00	<b>52,380.65</b>
24-R&B #4, Logic	648,974.32	1,197.80	0.00	0.00	<b>650,172.12</b>
<b>24-R&amp;B #4 Fund Totals:</b>	<b>1,069,177.62</b>	<b>56,540.53</b>	<b>-207,193.11</b>	<b>0.00</b>	<b>918,525.04</b>
<b>25-Health Private</b>	5,428.02	1,583.14	-1,198.42		<b>5,812.74</b>
<b>26-State Health Services</b>	-40,652.60	26,120.95	-34,829.36		<b>-49,361.01</b>
<b>27-Hunt County Grants</b>	-38,275.81	43,692.78	-10,006.35		<b>-4,589.38</b>
<b>44-Road Bonds</b>	2,735.68	0.00	-71,124.06	70,000.00	<b>1,611.62</b>
44-Road Bonds, Logic	3,400,150.17	6,221.78	0.00	-70,000.00	<b>3,336,371.95</b>
<b>44-Road Bond Totals:</b>	<b>3,402,885.85</b>	<b>6,221.78</b>	<b>-71,124.06</b>	<b>0.00</b>	<b>3,337,983.57</b>
<b>45-Capital Improvement</b>	0.00	0.00	0.00	0.00	<b>0.00</b>
45-Capital Improvement Logic	6,709,517.55	0.00	0.00	0.00	<b>6,709,517.55</b>
45-Capital Improvement TxPool	3,296,550.86	5,861.94	0.00	0.00	<b>3,302,412.80</b>
<b>45-Capital Improvement Totals:</b>	<b>10,006,068.41</b>	<b>5,861.94</b>	<b>0.00</b>	<b>0.00</b>	<b>10,011,930.35</b>

**Hunt County Treasurer  
Monthly Report  
September 2019**

Hunt County Funds	Beginning Balance	Money Received	Money Disbursed	Transfer In/Out Investment	Month End Balance
61-Right of Way Fund	13,165.62	0.00	0.00		13,165.62
61-Right of Way FundTxPool	9,461.04	16.82	0.00		9,477.86
<b>61-Right of Way Fund Total</b>	<b>22,626.66</b>	<b>16.82</b>			<b>22,643.48</b>
68-JP, DDC Fee Fund	138,873.23	484.40	-1,675.20		137,682.43
70-Voter Admin 19	-790.00	1,210.00	-420.00		0.00
71-DC Records Management	20,102.29	586.63	0.00		20,688.92
74-Elections Special	80,833.90	12,793.65	0.00		93,627.55
75-CA-DWI	13,948.41	198.50	0.00		14,146.91
77-PreTrial Intervention	40,198.01	6,194.00	-3,285.00		43,107.01
81-CC Rec Mgt Preservation	711,573.19	23,379.34	-16.15		734,936.38
82-Courthouse Security	83,001.16	4,390.04	-1,133.83		86,257.37
83-Justice Court Sec.	60,483.62	345.01	-893.15		59,935.48
84-District Clerk Archive	53,321.77	808.99	0.00		54,130.76
85-Co & District Court Techn	7,564.66	479.19	0.00		8,043.85
86-County Record Preservation	96,298.80	1,443.14	0.00		97,741.94
87-Justice Court Technology	34,104.31	1,387.01	-734.10		34,757.22
88-County Clerk Archive	468,245.72	21,230.00	0.00		489,475.72
89-County Record Mgt Preserve	68,584.70	1,942.15	0.00		70,526.85
91-LEOSE	59,301.21	0.00	0.00		59,301.21
95-Juv Prob. Local Funds	604,181.38	2,551.99	-85,735.33		520,998.04
96-Juv Prob Grant Funds	89,712.81	117,819.00	-121,393.30		86,138.51
<b>50-Debt Service (I&amp;S)</b>	<b>185,532.06</b>	<b>6,172.27</b>	<b>-268.47</b>	<b>0.00</b>	<b>191,435.86</b>
<b>50-Debt Service TexPool Inv</b>	<b>149,916.39</b>	<b>266.58</b>	<b>0.00</b>	<b>0.00</b>	<b>150,182.97</b>
<b>50-Debt Service Fund Totals:</b>	<b>335,448.45</b>	<b>6,438.85</b>	<b>-268.47</b>	<b>0.00</b>	<b>341,618.83</b>
<b>Total of Funds:</b>	<b>30,016,077.02</b>	<b>2,278,557.81</b>	<b>-4,778,125.10</b>	<b>0.00</b>	<b>34,237,957.63</b>

**Hunt County Treasurer  
Monthly Report  
September 2019**

**HUNT COUNTY DEBT**

	Mo. Beginning	Payment	Balance Due
Reserve State Comptroller	783,625.06	-1,888.23	<b>781,736.83</b>
Reserve St Comptroller II	109,510.82	-2,960.00	<b>106,550.82</b>
2015 Tax Notes	1,875,000.00	0.00	<b>1,875,000.00</b>
Series 2015 Refund Bonds	0.00	0.00	<b>0.00</b>
2017 Road Bond Payable	5,500,000.00	0.00	<b>5,500,000.00</b>
Bond Premium Payable	-14,477.58	0.00	<b>-14,477.58</b>
2017 Road Bond Prem	289,750.00	0.00	<b>289,750.00</b>
Liability Comp Absence	453,583.00	0.00	<b>453,583.00</b>
R&B 2 Equipmnt SPFC	0.00	0.00	<b>0.00</b>
R&B 3 Equipmnt SPFC	120,005.61	-7,420.52	<b>112,585.09</b>
R&B 1 770G M/G BB&T	133,345.72	-8,181.01	<b>125,164.71</b>
R&B 1 770G M/G RDO	82,125.50	0.00	<b>82,125.50</b>
R&B 2 M/G BCI Capital	220,785.60	-5,472.51	<b>215,313.09</b>
R&B 4 Loaders BCI Capital	224,074.25	-5,554.02	<b>218,520.23</b>
OPEB Pension Liability	6,792,176.00	0.00	<b>6,792,176.00</b>
GASB 68 Pension Liability	1,983,824.00	0.00	<b>1,983,824.00</b>
Def. Resource Inflow Pensn	1,669,648.00	0.00	<b>1,669,648.00</b>
Totals:	<b>20,222,975.98</b>	<b>-31,476.29</b>	<b>20,191,499.69</b>

## Invested Funds September 2019

GENERAL Fund	Rate	Month Balance	
Logic	2.1733%	4,452,695.18	46.82%
Texpool	2.1635%	1,089,163.52	11.45%
Texstar	1.9989%	2,850,838.14	29.98%
InWood NTL CDs	2.0000%	589,495.82	6.20%
InWood NTL CDs	2.0000%	527,709.62	5.55%
<b>TOTAL:</b>		<b>9,509,902.28</b>	<b>100.00%</b>

Road & Bridge 1	Rate	Month Balance	
Logic	2.1733%	811,068.19	94.11%
Texpool	2.1635%	50,785.56	5.89%
<b>TOTAL:</b>		<b>861,853.75</b>	<b>100.00%</b>

Road & Bridge 2	Rate	Month Balance	
Logic	2.1733%	202,925.36	79.99%
Texpool	2.1635%	50,778.56	20.01%
<b>TOTAL:</b>		<b>253,703.92</b>	<b>100.00%</b>

Road & Bridge 3	Rate	Month Balance	
Logic	2.1733%	518,891.67	84.95%
Texpool	2.1635%	91,909.12	15.05%
<b>TOTAL:</b>		<b>610,800.79</b>	<b>100.00%</b>

Road & Bridge 4	Rate	Month Balance	
Logic	2.1733%	650,172.12	92.54%
Texpool	2.1635%	52,380.65	7.46%
<b>TOTAL:</b>		<b>702,552.77</b>	<b>100.00%</b>

Capital Improvement	Rate	Month Balance	
Logic	2.1733%	6,709,517.55	67.02%
Texpool	2.1635%	3,302,412.80	32.98%
<b>TOTAL:</b>		<b>10,011,930.35</b>	<b>100.00%</b>

(Also at 100% each as stated below)

Logic: Road Bonds	3,336,371.95
TexPool: Right of Way	9,477.86
TexPool: Debt Service I&S	150,182.97

**Total Investments:** **\$25,446,776.64**